

WA

Design by TOAN NGUYEN

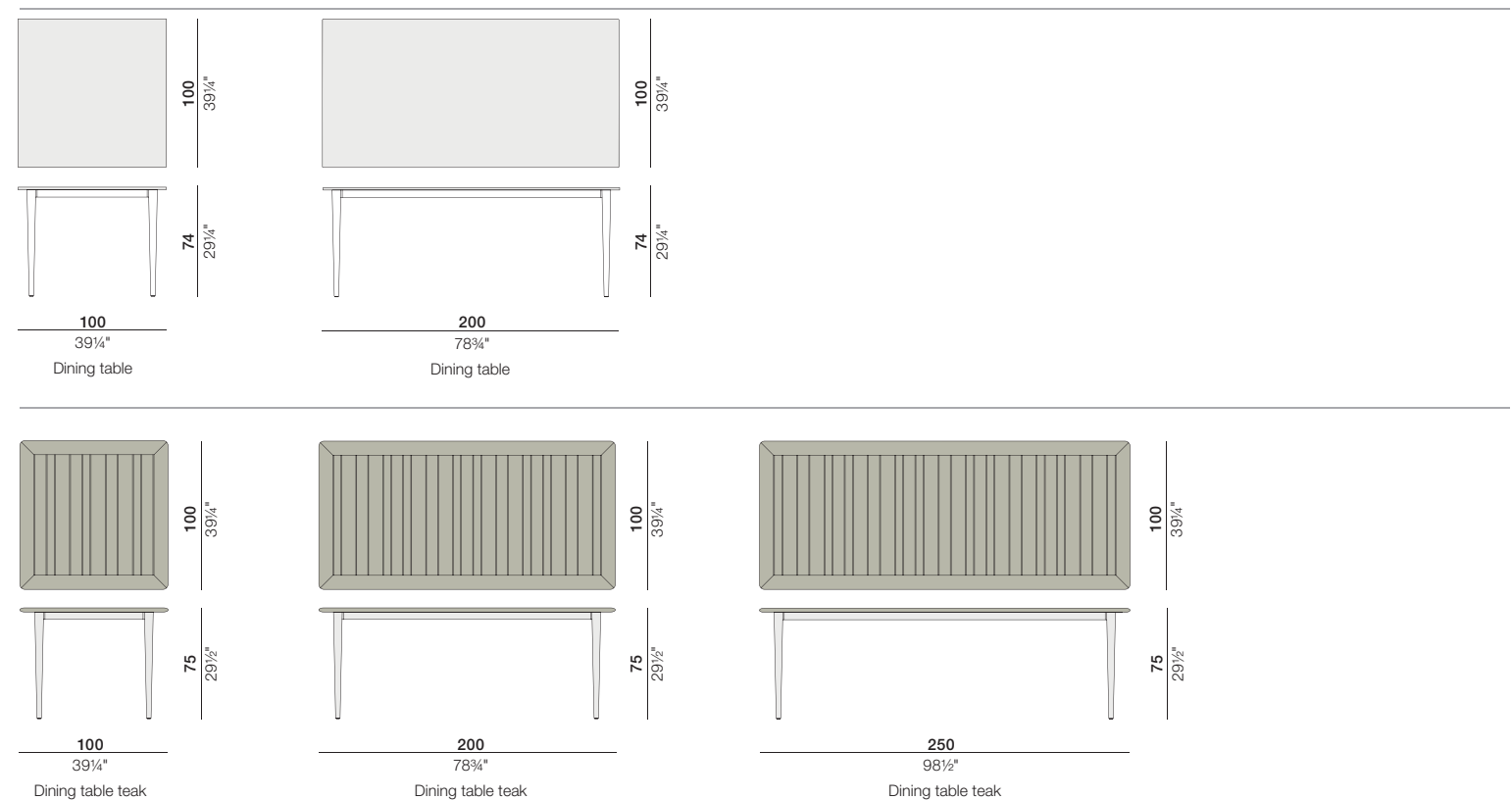


Dining table 100 x 250 cm, lipari/teak

WA


Design by TOAN NGUYEN

Typology




Materials


Base



Tabletops



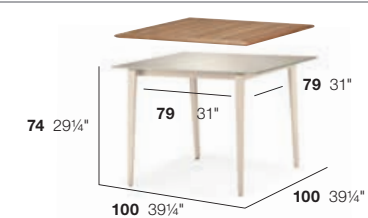
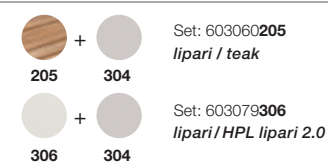
Complementary chairs



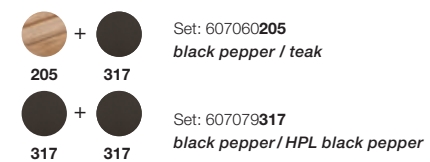
RRP/UPP

DINING TABLE Esstisch

Teak
100 x 100 cm
39 1/4" x 39 1/4"
39,5 kg
65 lbs



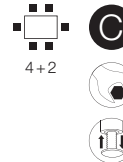
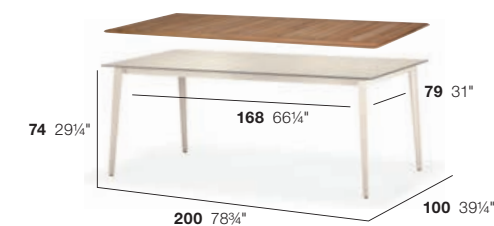
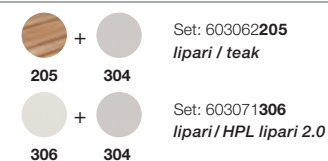
HPL
100 x 100 cm
39 1/4" x 39 1/4"
34 kg
75 lbs



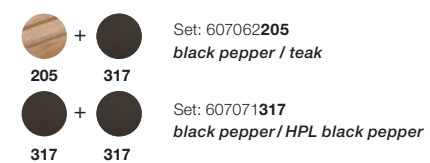
56057075000

DINING TABLE Esstisch

Teak
100 x 200 cm
39 1/4" x 78 3/4"
44 kg
97 lbs



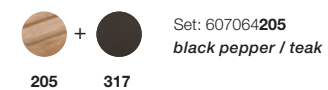
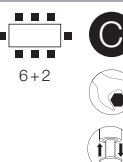

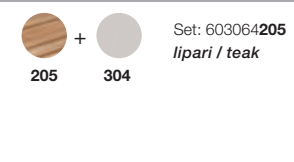
HPL
100 x 200 cm
39 1/4" x 78 3/4"
44 kg
97 lbs



56057065000

DINING TABLE Esstisch

100 x 250 cm
98 1/2" x 39 1/4"
49,5 kg
109 lbs



56600064000

EN MATERIAL

The WA table is available with a high-pressure laminate (HPL) top and a teak top. HPL is a material that is highly resistant to impact, mechanical stress, moisture and steam. To clean the HPL tabletop, use a soft cloth, warm water and a gentle cleanser, if needed. The teak tabletop is made of premium teak. Wash using DEDON teak cleaner. To retain the golden-brown color of unweathered teak, we recommend applying DEDON teak oil at least once in every six months. The legs consist of die-cast powder coated aluminum. Clean the legs with a soft cloth and warm water.

DE MATERIAL

Der WA Tisch ist verfügbar mit einer HPL-Platte sowie einer Teak-Tischplatte. HPL ist ein Material, das sich durch hohe Stoßfestigkeit und extreme Widerstandskraft gegen mechanische Einwirkungen, Feuchtigkeit und Dampf auszeichnet. Zur Reinigung der HPL-Tischplatte eignen sich ein warmes Tuch, warmes Wasser und bei Bedarf ein sanftes Reinigungsmittel. Die Teak-Tischplatte besteht aus hochwertigem Teakholz. Reinigen Sie das Teakholz mit DEDON Teak Reiniger. Um den ursprünglichen goldbraunen Farbton zu bewahren, tragen Sie mindestens alle sechs Monate das DEDON Teak Öl auf. Die Beine sind aus gegossenem pulverbeschichtetem Aluminium gefertigt. Einfach mit einem weichen Tuch und warmem Wasser zu reinigen.