



— AMARI —

The streamlined design of Amari flows together effortlessly to form the precisely sculpted cast aluminum frame. Although the styling of Amari is reminiscent of authentic mid-century furniture, there is a more reserved character that adapts to a variety of tastes. The light and airy shape allows it to fit effortlessly into both contemporary and classic environments, while the ability to choose between woven or cushion seating further exemplifies its versatility.



PHOTOS CLOCKWISE FROM FAR LEFT: DINING CHAIR Finish: Carbon; Fabric: Cast Silver 40433-0000

DINING CHAIR DETAIL Finish: Carbon; Fabric: Blur II Cloud*

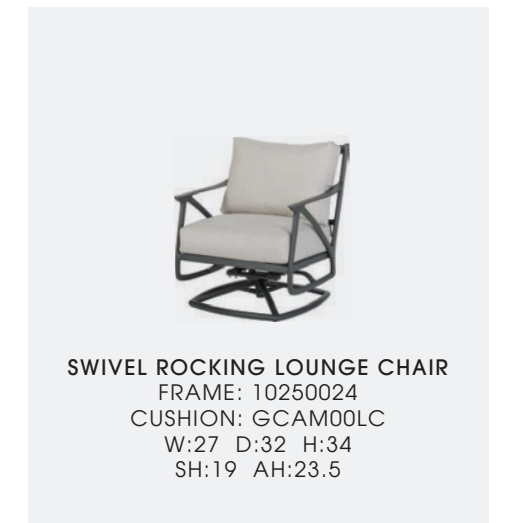
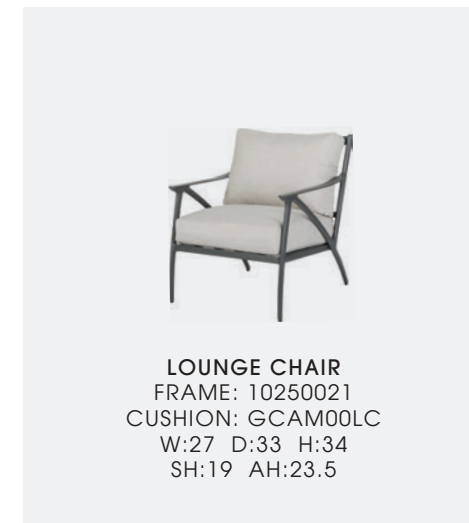
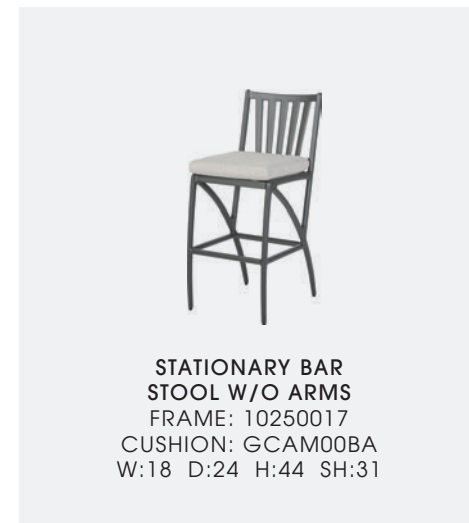
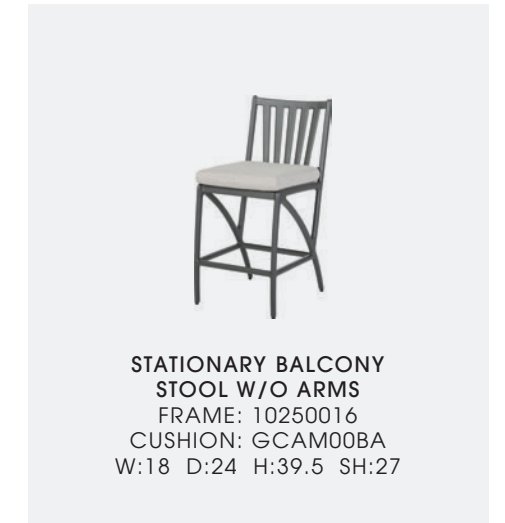
DINING CHAIRS & SWIVEL ROCKERS Finish: Carbon; Fabric: Blur II Cloud* FUSION 42" X 86" RECT. DINING TABLE Finish: Carbon 9' UMBRELLA Finish: Black; Fabric: Blur II Cloud*

PHOTOS NEXT PAGE: WOVEN LOUNGE CHAIRS & WOVEN SWIVEL ROCKING LOUNGE CHAIRS Finish: Carbon; Woven: Mist; Pillows: Canvas Sky Blue 5424-0000 MERIDIAN 54" ROUND CASUAL HEIGHT FIRE TABLE Finish: Carbon with Quarry Embellished top

SOFA, LOUNGE CHAIRS & OTTOMAN Finish: Carbon; Fabric: Spectrum Carbon 48085-0000; Pillows: Canvas Sky Blue 5424-0000, Flagship Silver*, Blur II Cloud* CHANNEL SEATABLE & FUSION 22" SQUARE END TABLE (21" H) Finish: Carbon

*Fabrics no longer supported





WAREHOUSED IN



CARBON #35

MATERIAL: Cast and extruded aluminum

CUSHIONS: Optional if not shown

TABLE COMPLEMENTS: Channel, Fusion, Lattice, Meridian, Modanō, Plank, Strata with Round Legs, Talia

PHOTOS: Finish: Carbon; Fabric: Cast Silver



LOVESEAT
 FRAME: 10250022
 CUSHION: GCAM00LS
 W:52 D:33 H:34
 SH:19 AH:23.5



SOFA
 FRAME: 10250023
 CUSHION: GCAM00SF
 W:77.5 D:33 H:34
 SH:19 AH:23.5



OTTOMAN
 FRAME: 1025000G
 CUSHION: GCAM00OT
 W:26.5 D:22 H:19 SH:19



LOUNGE CHAIR
 WOVEN: 70250021
 W:27 D:30 H:32.5
 SH:16 AH:23.5



SWIVEL ROCKING LOUNGE CHAIR
 WOVEN: 70250024
 W:27 D:28 H:32
 SH:16 AH:23.5



OTTOMAN
 WOVEN: 7025000G
 W:26.5 D:22.5 H:19 SH:16



CHAISE LOUNGE
 FRAME: 10250009
 CUSHION: GCAM00CH
 W:28 D:79.5 H:43
 SH:18 AH:22



DINING CHAIR
 WOVEN: 70250001
 W:23 D:28 H:35
 SH:17.5 AH:25




SWIVEL ROCKER
 WOVEN: 70250011
 W:23.5 D:26 H:35
 SH:17.5 AH:25



CHAISE LOUNGE
 WOVEN: 70250009
 W:27 D:82 H:46.5
 SH:16 AH:24.5

WOVEN WAREHOUSED IN



CARBON #35 &
 MIST #W16

MATERIAL: Cast and extruded aluminum, woven

TABLE COMPLEMENTS: Channel, Fusion, Lattice, Meridian, Modanō, Plank, Strata with Round Legs, Talia

WOVEN PHOTOS: Finish: Carbon; Woven: Mist



STATIONARY BALCONY STOOL W/O ARMS
 WOVEN: 70250016
 W:18 D:24.5 H:39.5 SH:24



SWIVEL ROCKING BALCONY STOOL
 WOVEN: 70250036
 W:25 D:25 H:43
 SH:25 AH:32.5



STATIONARY BAR STOOL W/O ARMS
 WOVEN: 70250017
 W:18 D:24.5 H:44 SH:28